


# Adult Feline Dental Record

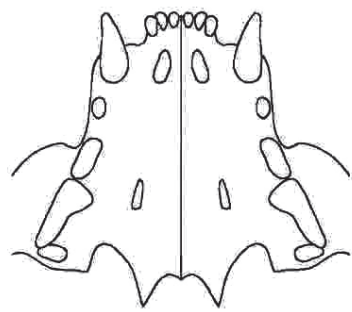
Owner	Address/reference		Date	
Animal name	Type/breed	Sex ♀ ♂	Age Y M	Weight (Kg)
Primary clinician		Assistants		

**nnn** - tooth number (eg. 104)  
**n** - measurement in mm  
**o** - missing tooth  
**#** - fracture (tooth or bone)  
*line drawn on chart*  
**+** - severity + to +++  
 - location of lesion  
*drawn on chart*

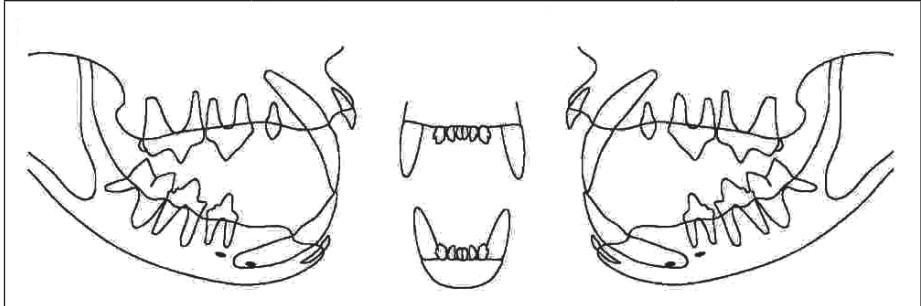
**A** - abscess  
**Ca** - cavity (carics / resorption)  
**C+** - calculus index (+ to +++)  
**F+** - furcation (+ to +++)  
**G+** - gingivitis (+ to +++)  
**GH** - gingival hyperplasia  
**GR** - gingival recession  
**M+** - mobility (scale 1-3)  
**ONF** - oro-nasal fistula

**ORL** - resorptive lesion  
**P** - periodontal pocket  
**Pn** - probing depth (mm)  
**Pi+** - plaque index (+ to ++++)  
**Rn** - recession depth (mm)  
**Snnn** - supernumerary tooth  
**St** - staining (scale 1-3)  
**U** - ulcer

**A** - assessment  
**T/Tx** - therapy/treatment  
**PT** - periodontal therapy/treatment  
**X** - extraction/extracted  
**S/Sx** - surgery (eg. SX/GSx)  
**B** - biopay (eg. SB/FNAB)  
**E** - endodontic (eg. Epc/Erf/SxE)  
**Epc** - Tx vital pulp (capping)  
**Erf** - conventional tooth filling  
**O** - orthodontic (eg. OA/OTx)  
**R** - restorative (eg. R-composite)

101		201
102		202
103		203
104		204
106		206
107		207
108		208
109		209
RHS		LHS
409		309
408	308	
407	307	
404	304	
403	303	
402	302	
401	301	

© 2002 Dacross Services



## Comments and further information

Comments and further information	
Empty space for comments	

## Case log entry number:

A.	Oral Medicine	
B.	Routin perio. Tx	
C.	Involved perio. Tx	
D.	Pocket reduction	
E.	Involved perio. Tx	
F.	Conventional endo. Tx	
G.	Vital pulp. Tx	
H.	Surical endodontics	
I.	Involved restoration	
J.	Crown and/or bridge	
K.	Simple extractions	
L.	Involved extractions	
M.	Jaw fracture fixation	
N.	Involved oral surgery	
O.	Other oral surgery	
P.	Orthodontic assessment	
Q.	Interceptive ortho. Tx	
R.	Simple orthodontic. Tx	
S.	Involved orthodontic. Tx	
T.	Other operative. Tx	
U.	Non-cat/dog	
V.	In-vitro procedure	
W.	Primary responsibility	
X.	Imaging	
Y.	Other documentation	
Z.	Supervised by	